


# N9339 rigid RTD assembly



## Key applications

- Feeder tube temperature monitoring for CANDU reactors
- Hydrogen recombiner temperature measurement
- Emergency diesel generator coolant temperature measurement
- Bearing temperature measurement
- Inlet and outlet service temperature measurement

## Overview

The model N9339 flexible RTD is specifically designed and qualified for use in CANDU powerplants for installation into a guide tube interfaced with a thermowell or thermal block. The RTD is qualified per IEEE 323-1974/1983 and IEEE 344-1975/1987 for use in Class 1E harsh environments but can also be used for non-safety applications.



# Technical specification

Feature	Description
Maximum operating temperature	32°F to 608°F (0°C to 320°C)
Element type	Platinum (wire-wound)
Accuracy/interchangeability	IEC 60751 Class B is standard. IEC 60751 Class A is available upon request. Each RTD can be supplied with a specific temperature versus resistance calibration table for the applicable range and customer specified interval. Other special accuracies are also available.
Calibration points	Standard calibration points are 0°, 100° and 316°C (32°, 212° and 600.8°F). Other calibration points are also available.
Drift/stability	RTD drift will remain within 0.5°C (0.9°F) over a 40 year period exclusive of process-induced drift. Drift per year will not exceed 0.05°C (0.09°F).
Insulation resistance	At room temperature and dry external surfaces, the insulation resistance between any wire and the sensor case will be at least 1000 MΩ with 100 VDC applied for a minimum of 30 seconds prior to measurement. With the sensing portion of the RTD stabilized at 312°C (593.6°F), the RTD insulation resistance is greater than 50 MΩ with 100 VDC applied for a minimum of 30 seconds prior to measurement.
Response time	The response time for the bare sensor is less than 3 seconds when tested in accordance with ASTM E644 for 63.2% of a step change from room temperature air to water flowing transverse to the assembly at 1m/s (~3 ft/s) and at 76°C (169°F). Response time with a thermowell will vary depending upon actual thermowell design, but is normally about 20 seconds.
Operating current	Standard operating current is 1 to 8.5 mA continuous. A continuous current of 20 mA (RMS) or less will not damage the sensor. A short duration or pulsed current of 40 mA maximum will not damage the sensor.

# Technical specification

Feature	Description
Self-heating error	The RTD is capable of dissipating 10 mW without causing the indicated temperature to rise more than 0.2°C (0.36°F) when testing is performed with the sensor, mounted in its thermowell, is placed in water flowing at 1 m/s (~3 ft/s) flowing transverse to the sensor at 76°C (168.8°F).
Qualification	RTD assemblies are qualified to Class 1E requirements of IEEE 323-1974/1983 and IEEE 344-1975/1987.
Quality standards	RTD assemblies are supplied in accordance with Curtiss-Wright QA/QC Quality Assurance & Control Manual 100-1 which meets the requirements of CSA Z299.1, 10 CFR 50 Appendix B, 10 CFR Part 21, ISO 9001, ASME NQA-1 and ANSI N45.2.
Sheath material	Stainless steel
Electrical connector	Hermetically Sealed MS 10SL-3P, 3-Pin or MS 14S-2P, 4-Pin connector
Sheath internal insulation	MgO
Internal leadwire material	Solid Constantan or silver core nickel-clad, as required
Mounting connections	Spring-loaded male bayonet connector for mounting to guide tube assembly. Consult the factory if custom mounting connections are required.
Shipping weight	Approximately 0.75 lbs. Actual weight will depend upon final configuration/length supplied.
Identification tags	A SS identification tag is attached to the RTD using SS wire rope and crimpsleeves. Custom configured tagging is available upon request.
Storage requirements	RTDs to be stored in accordance with ANSI N45.2 Level B or better.



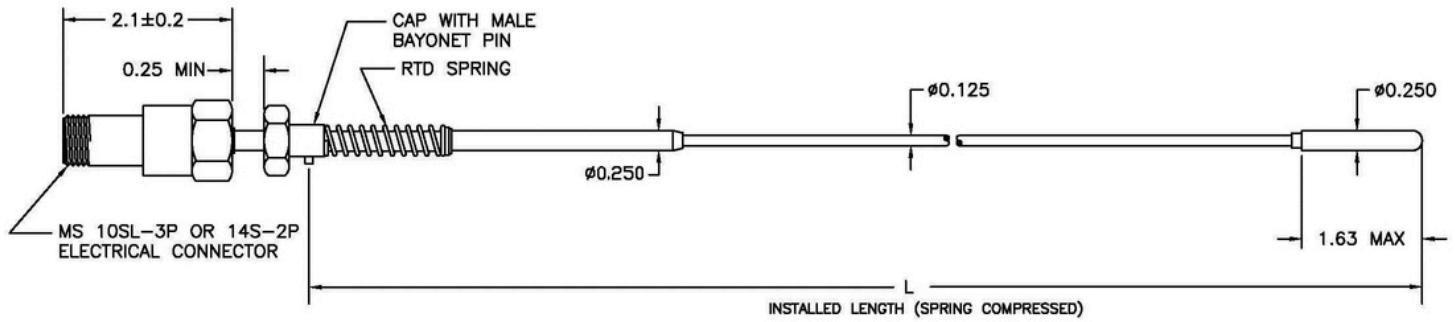
# Technical specification

## Model number configurator

N9339	Model N9339 Flexible RTD Assembly			
	Code	Element Style		
	S	Single Platinum Element, 3 or 4 Wire Configuration		
	X	Other		
		Code	Resistance at 0°C (32°F)	
		1	100 Ohms	
		2	200 Ohms	
			Code	Temperature Coefficient (Ohms/Ohm/°C)
			A	0.003902
			B	0.00385055
			C	0.003916
			X	Other, Consult Factory
			Code	Length "L", inches
			20.50	20.50 in. 2' 8 1/4" 514.4 mm
			36.00	36.00 in. 3' 0" 914.4 mm
			58.75	58.75 in. 4' 10 3/4" 1492.3 mm
			68.00	68.00 in. 5' 8" 1727.2 mm
			81.91	81.91 in. 6' 9 29/32" 2080.4 mm
			114.41	114.41 in. 9' 6 13/32" 2905.9 mm
			123.00	123.00 in. 10' 3" 3124.2 mm
			125.20	125.20 in. 10' 5 1/5" 3180.1 mm
			XXX.XX	Other, Consult Factory
N9339	S	-	1	A - 58.75

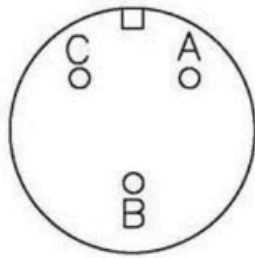
# Technical specification

## Dimensional drawing



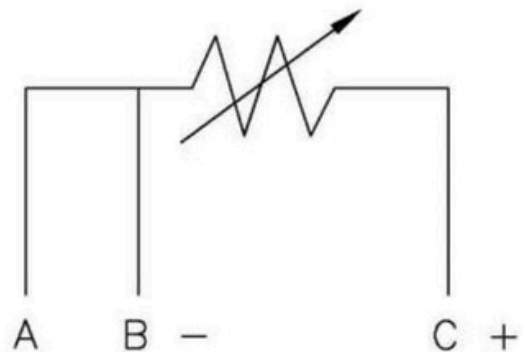
## Wiring diagram

MS 10SL-3P PIN DIAGRAM

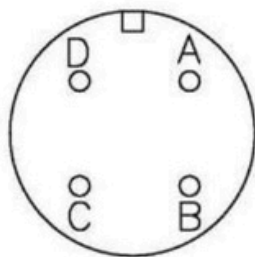


PIN SIDE

RTD WIRING DIAGRAM

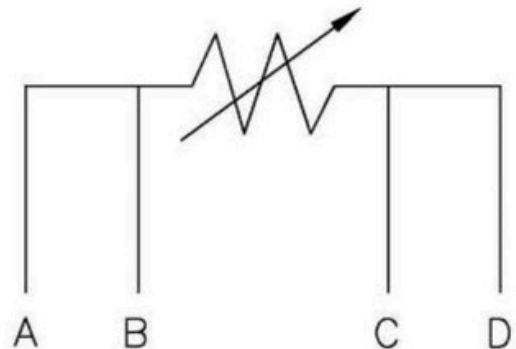


MS 14S-2P PIN DIAGRAM



PIN SIDE

RTD WIRING DIAGRAM



# FAQs and accessories

## **Can I specify my own required calibration points?**

Yes. Calibration at ice point (32°F/0°C) and boiling point (212°F/100°C) are required to determine the appropriate Alpha temperature coefficient. Up to 4 additional calibration points at higher temperatures can be specified. Data from only 3 of the actual calibration points (32°F/0°C, 212°F/100°C and a select third point) will be used to generate a custom temperature versus resistance table using the Callendar-Van Dusen equation.

## **Can the N9339 RTD be ordered to meet special accuracy needs?**

Yes. Please contact sales with the specific requirements so we may determine if we can meet your needs.

## Accessories

- 304L S.S. hex nut with 1-14UNS threads for adapter tube assemblies - 0885-101-0350T
- 304L S.S. adapter tube retainer fitting for 1/2" diameter tube - 0885-101-0352T
- 304L S.S. adapter tube end fitting with J-Hook connection - 0885-101-0353T



## United States of America

707 Jeffrey Way  
Round Rock  
Texas 78665-2408  
USA

Tel: +1 512-434-2800

## United Kingdom

Innovation House  
Lancaster Road  
Ferndown Industrial Estate  
Wimborne  
Dorset BH21 7SQ  
UK

Tel: +44 (0) 1202 850 450

For more information

Web: [cwic.curtisswright.com](http://cwic.curtisswright.com)

Email: [sales@nspi.curtisswright.com](mailto:sales@nspi.curtisswright.com)

## About Curtiss-Wright

Curtiss-Wright Round Rock and Wimborne have worked with nuclear and industrial customers for over 60 years. We support customers across the world from facilities located in the US and UK. Our solutions are embedded in strategic national infrastructure and our people are active partners in customer programs that are focused on delivering advanced future nuclear and industrial capabilities.

Curtiss-Wright Corporation (NYSE: CW) is a global integrated business that provides highly engineered products, solutions and services mainly to Aerospace & Defense markets, as well as critical technologies in demanding commercial power, process and industrial markets. We leverage a workforce of approximately 8,600 highly skilled employees who develop, design and build what we believe are the best engineered solutions to the markets we serve. Building on the heritage of Glenn Curtiss and the Wright brothers, Curtiss-Wright has a long tradition of providing innovative solutions through trusted customer relationships.